

ATEX enclosures

Safety in an explosive atmosphere



When **energy** matters

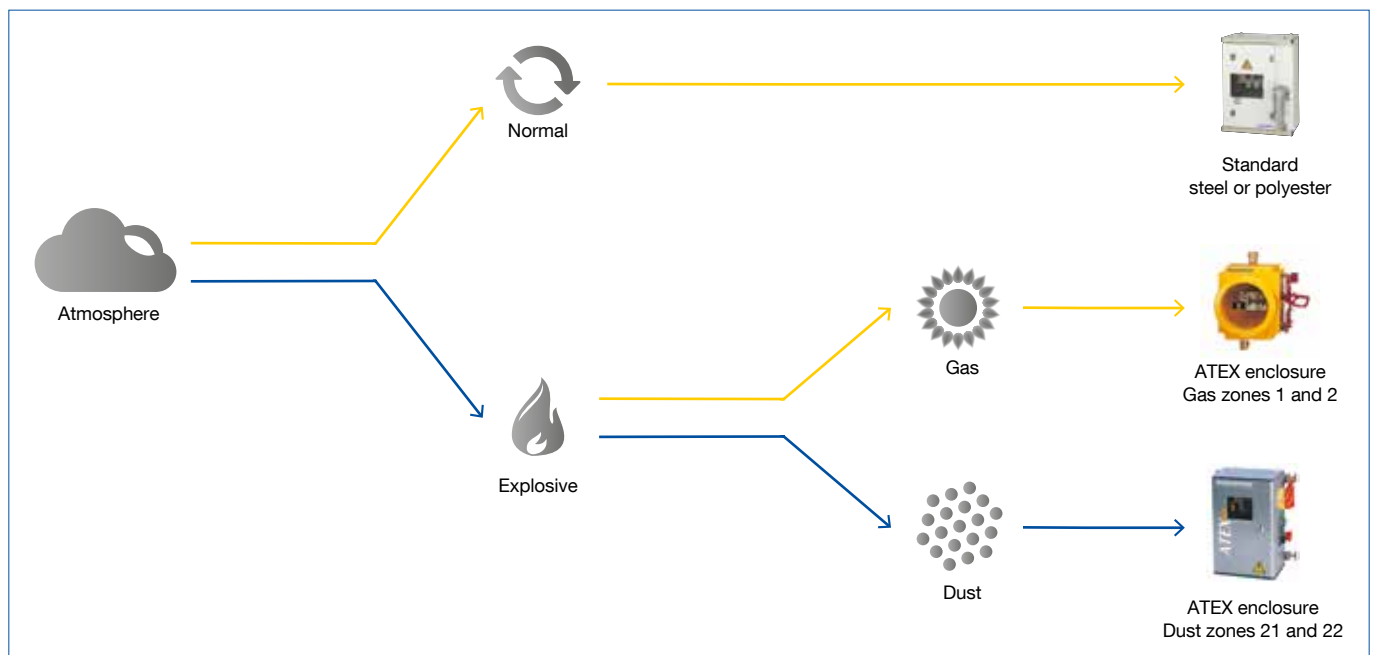
socomec
Innovative Power Solutions

The safety cabinet expert

Leader in the field of localised safety cut-outs, Socomec presents a range dedicated to safety in ATEX “dust” environments.

Socomec ATEX enclosures provide

- Emergency cut-off.
- Cut-off for mechanical maintenance,
- And the safety sectioning around any LV terminal fitted in an explosive dust zone.



Special configurations

Your Socomec representative is ready to provide expertise and know-how.
For more information: www.socomec.com.

A dedicated quality management

To meet directive 2014/34/UE Socomec is emphasising a specific organisation: dedicated production line, trained personnel, 100 %, traceable tests.



Safety in an explosive atmosphere



EC type-examination certificate number:
 INERIS 06ATEX0067
 Our equipment is CE marked in accordance
 with the directive 2014/34/UE :



II 2 D – Ex tb IIIC T85°C Db IP65

Developed and industrialised in accordance
 with directive 2014/34 / UE and standards
 EN 60079-0, EN 60079-31 and CEI 61439.



Resistant

A secure enclosure, equipment and fittings adapted to an aggressive and dusty environment.



**Built
 for safety**

Thanks to the dedicated cut-off equipment, the user can operate on the equipment quickly and safely.



**Easy
 to install**

Secure connections and commissioning with a well equipped enclosure.



Resistant

Steel construction

- The enclosures are made from 2 mm thick electrogalvanised steel (interior, door, closure panels).
- Anti-corrosion protection is ensured by an epoxy-polyester powder coat polymerised in an oven at 180 °C.
- The door is fitted to hidden welded hinges, making it impossible to be removed from the outside.
- The window is shatterproof glass, it makes it possible to view the switch contacts whilst ensuring a high level of robustness.

High-quality materials

- The construction of our safety enclosures can withstand a maximum surface temperature of 85°C, compatible with installation in type 21 and 22 explosive dust environments.
- Automated seal installation for:
 - door,
 - glass window,
 - closing plates.
- Sealing plate for control buttons.
- The sealing of each enclosure, fitted with or without accessories (cable glands, push buttons), is checked in the factory before being sent out.

Easily connected

- The space available inside the enclosures simplifies connection operations.
- The large dimensions of the lower closure plate facilitates the fitting of cable glands.
- The interconnection of the earth cables is achieved by connecting to an internal earth bar.
- BB type connection: input cable raised to the upper slots of the switch for ≤ 80 A ratings, set of downward facing copper bars for (+ 80 A, 6 pole) 200 A ratings with protective shield.
- Mounting and wiring on terminals of the auxiliaries made in factory.
- Factory fitted cable glands on request.

Easy to configure

Configurable auxiliaries and adapted accessories, removable on site.

Wired auxiliary contacts

- Preliminary cut-out and signalling of positions 0 and 1.
- Factory fitted.

Control auxiliaries “ zone 21 and 22 ” factory fitted on request

- “On” or “Off” push button.
- Emergency stop.
- Position selectors.
- Indicator lights.
- Factory fitted.


Cable glands and locknuts “zone 21 and 22”

- Polyamide or nickel-brass.
- Diameters 12 to 63 mm (ISO).
- Can be factory fitted.

Built for **safety**




- **Detectable cut-off**
Handle indicates clearly position of contacts, guaranteeing switch operation.



- **Visible cut-off**
The technology of the contacts, positioned in parallel on a movable bar, make it possible to check the contacts are correctly separated.



- **Double locking**
This prevents the switch from being closed if the enclosure is open, but also prevents the enclosure from being opened if the switch is closed.
This system is tamperproof. Qualified personnel may unlock it with a special tool (CEI 60439-1).



- **Triple safety handle**
It allows the installation to be locked by 3 locks when the switch is in the opened position.







- **Mechanical indicator**
It is positioned on the end of the movable bar supporting the contacts. It indicates the real position of all the contacts, with no possibility for error.



Enclosed solutions for every application



Enclosed switch	Safety enclosures	Enclosed manual transfer switches	Enclosed automatic transfer switches
 Enclosed load break switch for local isolation	 Safety enclosures for normal and explosive environments	 Enclosed manual transfer switches to change between 2 supplies or for generator load-bank testing	 Enclosed automatic transfer switches for critical applications and life-safety systems

Socomec: our innovations supporting your energy performance

1 independent manufacturer

3,600 employees
worldwide

10 % of sales revenue
dedicated to R&D

400 experts
dedicated to service provision

Your power management expert



POWER
SWITCHING



POWER
MONITORING



POWER
CONVERSION



ENERGY
STORAGE



EXPERT
SERVICES

The specialist for critical applications

- Control, command of LV facilities
- Safety of persons and assets
- Measurement of electrical parameters
- Energy management
- Energy quality
- Energy availability
- Energy storage
- Prevention and repairs
- Measurement and analysis
- Optimisation
- Consultancy, commissioning and training

A worldwide presence

12 production sites

- France (x3)
- Italy (x2)
- Tunisia
- India
- China (x2)
- USA (x3)

28 subsidiaries and commercial locations

- Algeria • Australia • Belgium • China • Canada
- Dubai (United Arab Emirates) • France • Germany
- India • Indonesia • Italy • Ivory Coast • Netherlands
- Poland • Portugal • Romania • Serbia • Singapore
- Slovenia • South Africa • Spain • Switzerland
- Thailand • Tunisia • Turkey • UK • USA

80 countries

where our brand is distributed

HEAD OFFICE

SOCOMECC GROUP

SAS SOCOMECC capital 10 607 040 €
R.C.S. Strasbourg B 548 500 149
B.P. 60010 - 1, rue de Westhouse
F-67235 Benfeld Cedex
Tel. +33 3 88 57 41 41 - Fax +33 3 88 57 78 78
info.scp.isd@socomecc.com

www.socomecc.com



YOUR DISTRIBUTOR / PARTNER

100 years
OF SHARED ENERGY
1922 — 2022

socomecc
Innovative Power Solutions